



Glencoe
SOFTWARE





SUPPORTED FORMATS

Bio-Format Bundles

Last Update: January 11th 2016



Key:

Bio-Formats Complete	
Bio-Formats Core	
Bio-Formats Screen	
Bio-Formats Path	

Definitions:

Bio-Formats Core:

Library supporting Microscopy Bio-Formats

118 Bio-Formats

Bio-Formats Screen:

Library supporting HCS & HCA Bio-Formats. Includes Bio-Formats Core

130 Bio-Formats

Bio-Formats Path:

Library supporting Digital Pathology Bio-Formats. Includes Bio-Formats Core

127 Bio-Formats

Bio-Formats Complete:

Complete Library of Bio-Formats

144 Bio-Formats

Export:

This indicates whether Bio-Formats is capable of writing the format (Bio-Formats can read every format on this list).

BSD:

This indicates whether format is BSD-licensed. By default, format readers and writers are GPL-licensed.

For any questions please contact :

sales@glencoesoftware.com

Format	Extensions	Bio-Formats Core	Bio-Formats Screen	Bio-Formats Path	Bio-Formats Complete	Export	BSD
3i SlideBook	.sld					X	X
Andor Bio-Imaging Division (ABD) TIFF	.tif					X	X
AIM	.aim					X	X
Alicona 3D	.al3d					X	X
Amersham Biosciences Gel	.gel					X	X
Amira Mesh	.am, .amiramesh, .grey, .hx, .labels					X	X
Amnis FlowSight	.cif					X	✓
Analyze 7.5	.img, .hdr					X	X
Animated PNG	.png					✓	✓
Aperio AFI	.afi, .svs					X	X
Aperio SVS TIFF	.svs					X	X
Applied Precision CellWorX	.htd, .pnl					X	X
AVI (Audio Video Interleave)	.avi					✓	✓
Axon Raw Format	.arf					X	X
BD Pathway	.exp, .tif					X	X
Becker & Hickl SPCImage	.sdt					X	X
Bio-Rad Gel	.1sc					X	X
Bio-Rad PIC	.pic, .raw, .xml					X	X
Bio-Rad SCN	.scn					X	X
Bitplane Imaris	.ims					X	X
Bruker MRI						X	X
Burleigh	.img					X	X

Format	Extensions	Bio-Formats Core	Bio-Formats Screen	Bio-Formats Path	Bio-Formats Complete	Export	BSD
Canon DNG	.cr2, .crw	■			■	X	X
CellH5	.ch5		■		■	X	X
Cellomics	.c01		■		■	X	X
cellSens VSI (Olympus)	.vsi			■	■	X	X
CellVoyager	.xml, .tif		■		■	X	X
DeltaVision	.dv, .r3d	■			■	X	X
DICOM	.dcm, .dicom	■		■	■	X	✓
ECAT7	.v	■			■	X	X
EPS (Encapsulated PostScript)	.eps, .epsi, .ps	■			■	✓	✓
Evotec/PerkinElmer Opera Flex	.flex, .mea, .res		■		■	X	X
FEI	.img	■			■	X	X
FEI TIFF	.tiff	■			■	X	X
FITS (Flexible Image Transport System)	.fits	■			■	X	✓
Gatan Digital Micrograph	.dm3	■			■	X	X
Gatan Digital Micrograph 2	.dm2	■			■	X	X
GIF (Graphics Interchange Format)	.gif	■			■	X	✓
Hamamatsu Aquacosmos NAF	.naf	■			■	X	X
Hamamatsu HIS	.his	■			■	X	X
Hamamatsu ndpi	.ndpi			■	■	X	X
Hamamatsu VMS	.vms			■	■	X	X
Hitachi S-4800	.txt, .tif, .bmp, .jpg	■			■	X	X
I2I	.i2i	■			■	X	X

Format	Extensions	Bio-Formats Core	Bio-Formats Screen	Bio-Formats Path	Bio-Formats Complete	Export	BSD
ICS (Image Cytometry Standard)	.ics, .ids	✓			✓	✓	✓
Imacon	.fff	✓			✓	X	X
ImagePro Sequence	.seq	✓			✓	X	X
ImagePro Workspace	.ipw	✓			✓	X	X
IMAGIC	.hed, .img	✓			✓	X	X
IMOD	.mod	✓			✓	X	X
Improvision Openlab LIFF	.liff	✓			✓	X	X
Improvision Openlab Raw	.raw	✓			✓	X	X
Improvision TIFF	.tif	✓			✓	X	X
Inspector OBF	.obf, .msr	✓			✓	X	✓
InCell 1000	.xdce, .tif		✓		✓	X	X
InCell 3000	.frm		✓		✓	X	X
INR	.inr	✓			✓	X	X
Inveon (Medical Imaging Format for Radiology)	.hdr				✓	X	X
IPLab	.ipl	✓			✓	X	X
IPLab-Mac	.ipm	✓			✓	X	X
JEOL	.dat, .img, .par	✓			✓	X	X
JPEG	.jpg	✓			✓	✓	✓
JPEG 2000	.jp2	✓			✓	✓	✓
JPK	.jpk	✓			✓	X	X
JPX	.jpx	✓			✓	X	X
Khoros VIFF (Visualization Image File Format) Bitmap	.xv	✓			✓	X	X

Format	Extensions	Bio-Formats Core	Bio-Formats Screen	Bio-Formats Path	Bio-Formats Complete	Export	BSD
Kodak BIP	.bip					X	X
Lambert Instruments FLIM	.fli					X	X
LaVision Imspector	.msr					X	X
Leica LCS LEI	.lei, .tif					X	X
Leica LAS AF LIF (Leica Image File Format)	.lif					X	X
Leica SCN	.scn					X	X
LEO	.sxm					X	X
Li-Cor L2D	.l2d, .tif, .scn					X	X
LIM (Laboratory Imaging/Nikon)	.lim					X	X
MetaMorph 7.5 TIFF	.tiff					X	X
MetaMorph Stack (STK)	.stk, .nd					X	X
MetaXpress	Glencoe proprietary Bio-Format					X	X
MIAS (Maia Scientific)	.tif					X	X
Micro-Manager	.tif, .txt, .xml					X	✓
MINC MRI (Medical Imaging Format for MRI)	.mnc					X	X
Minolta MRW	.mrw					X	X
Molecular Imaging	.stp					X	X
MRC (Medical Research Council)	.mrc					X	X
NEF (Nikon Electronic Format)	.nef, .tif					X	X
NifTI	.img, .hdr					X	X
Nikon Elements TIFF	.tiff					X	X
Nikon EZ-C1 TIFF	.tiff					X	X

Format	Extensions	Bio-Formats Core	Bio-Formats Screen	Bio-Formats Path	Bio-Formats Complete	Export	BSD
Nikon NIS-Elements ND2	.nd2	✓			✓	X	X
NRRD (Nearly Raw Raster Data)	.nrrd, .nhdr, .raw, .txt	✓			✓	X	✓
Olympus CellR/APL	.apl, .mtb, .tnb, .tif, .obsep	✓			✓	X	X
Olympus FluoView FV1000	.oib, .oif	✓			✓	X	X
Olympus FluoView TIFF	.tif	✓			✓	X	X
Olympus ScanR	.xml, .dat, .tif		✓		✓	X	X
Olympus SIS TIFF	.tiff	✓			✓	X	X
OME-TIFF	.ome.tiff	✓			✓	✓	✓
OME-XML	.ome	✓			✓	✓	✓
Oxford Instruments	.top	✓			✓	X	X
PCORAW	.pcoraw, .rec	✓			✓	X	X
PCX (PC Paintbrush)	.pcx	✓			✓	X	✓
Perkin Elmer Densitometer	.pds	✓			✓	X	X
PerkinElmer Nuance	.im3	✓			✓	X	✓
PerkinElmer Operetta	.tiff, .xml		✓		✓	X	X
PerkinElmer UltraView	.tif, .2, .3, .4, etc.	✓			✓	X	X
PGM (Portable Gray Map)	.pgm	✓			✓	X	✓
Adobe Photoshop PSD	.psd	✓			✓	X	X
Photoshop TIFF	.tif, .tiff	✓			✓	X	X
PicoQuant Bin	.bin	✓			✓	X	X
PICT (Macintosh Picture)	.pict	✓			✓	X	✓
PNG (Portable Network Graphics)	.png	✓			✓	✓	✓

Format	Extensions	Bio-Formats Core	Bio-Formats Screen	Bio-Formats Path	Bio-Formats Complete	Export	BSD
Prairie Technologies TIFF	.tif, .xml, .cfg					X	X
Quesant	.afm					X	X
QuickTime Movie	.mov					✓	✓
RHK	.sm2, .sm3					X	X
SBIG						X	X
Seiko	.xqd, .xqf					X	X
SimplePCI & HImage	.xcd					X	X
SimplePCI & HImage TIFF	.tiff					X	X
SM Camera						X	X
SPIDER	.spi, .stk					X	X
Targa	.tga					X	X
Text	.txt					X	✓
TIFF (Tagged Image File Format)	.tif					✓	✓
TillPhotonics TillVision	.vws					X	X
Topometrix	.tfr, .ffr, .zfr, .zfp, .2fl					X	X
Trestle	.tif, .sld, .jpg					X	X
UBM	.pr3					X	X
Unisoku	.dat, .hdr					X	X
Varian FDF (Medical Imaging Format for MRI)	.fdf					X	X
Veeco AFM	.hdf					X	X
VG SAM	.dti					X	X
VisiTech XYS	.xys, .html					X	X

Format	Extensions	Bio-Formats Core	Bio-Formats Screen	Bio-Formats Path	Bio-Formats Complete	Export	BSD
Velocity	.mvd2	■			■	X	X
Velocity Library Clipping	.acff	■			■	X	X
WA-TOP	.wat	■			■	X	X
Windows Bitmap	.bmp	■			■	X	✓
Woolz	.wlz	■			■	✓	X
Zeiss AxioVision TIFF	.xml, .tiff	■			■	X	X
Zeiss AxioVision ZVI (Zeiss Vision Image)	.zvi	■			■	X	X
Zeiss CZI	.czi	■			■	X	X
Zeiss LSM (Laser Scanning Microscope) 510/710	.lsm, .mdb	■			■	X	X

Bio-Formats Under Development

3D Histech	Glencoe proprietary Bio-Format			■	■	X	X
------------	--------------------------------	--	--	---	---	---	---



